

KB1220EV 12V 20Ah



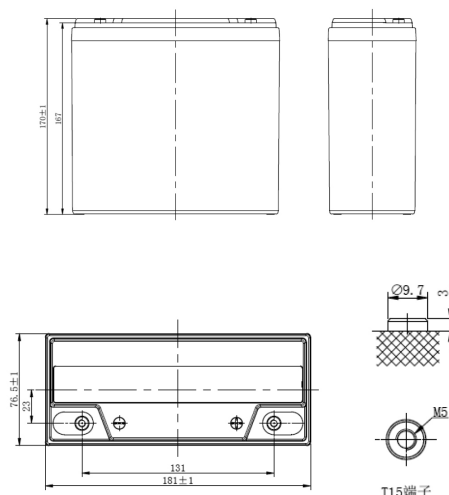
The Electric Vehicle batteries were developed based on a specialized grid as well as active material. These batteries have anchored plates and a high impact reinforced polypropylene case which can withstand the most extreme environments and vibrations. The KB EV series is constituted of batteries of several different sizes so that they may be used for many different applications. The KB EV series uses dry cell technology that allows for a superior performance and an unparalleled quality and reliability. Through the use of the dry cell technology this series was designed for sensitive environments that require improved life cycles for commercial, industrial, residential and private applications. Without any need for maintenance and with an advanced construction the EV series is an excellent option for many applications.



Performance Characteristics

Nominal Voltage	12V	
Dimensions	Length (mm / inch)	181 / 7.13
	Width (mm / inch)	76.5 / 3.01
	Height (mm / inch)	170 / 6.69
	Total Height (mm / inch)	170 / 6.69
Approx. Weight	(Kg / lbs)	6.8 / 14.99
Design Life	8 years	
Terminal	F2	
Container Material	ABS	
Internal Resistance	Approx 8.5mΩ	
Operating Temp. Range	Discharge : -15 ~ 50°C (5 ~ 122°F)	
	Charge : 0 ~ 40°C (32 ~ 104°F)	
	Storage : -15 ~ 40°C (5 ~ 104°F)	
	25 ± 3°C (77 ± 5°F)	
Nominal Operating Temp. Range	25 ± 3°C (77 ± 5°F)	
Self Discharge	Fully charged Kaise Electric Vehicle batteries may be stored for up to 6 months at 25°C (77°F) and then a freshening charge is required. For higher temperatures the time interval will be shorter.	

Dimensions and Terminal (Unit: mm (inches))



Certifications

ISO 9001:2008 ISO 14001:2008



Discharge Current vs. Discharge Voltage

Final discharge voltage V/CELL	1.8	1.75	1.7	1.6
Discharge current (A)	$I \leq 0.1CA$	$0.25CA \geq I > 0.1CA$	$0.55CA \geq I > 0.25CA$	$I > 0.55CA$

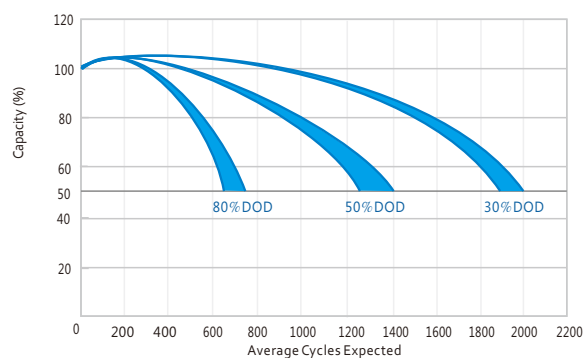
Electrical Specification

Voltage(V)	Capacity (AH)					Reserve Capacity (Min)		
	100HR	20HR	10HR	5HR	2HR	@25A	@56A	@75A
12	/	25	24	22.6	20	/	/	/

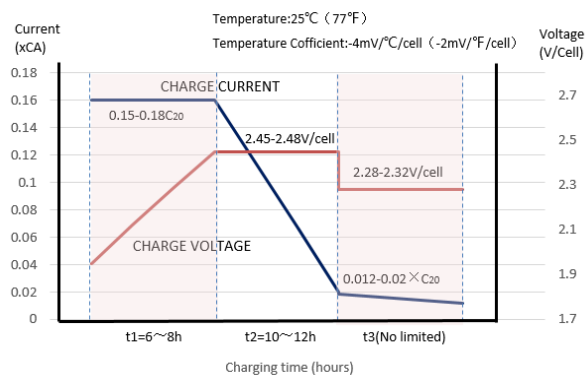
KB1220EV 12V 20Ah



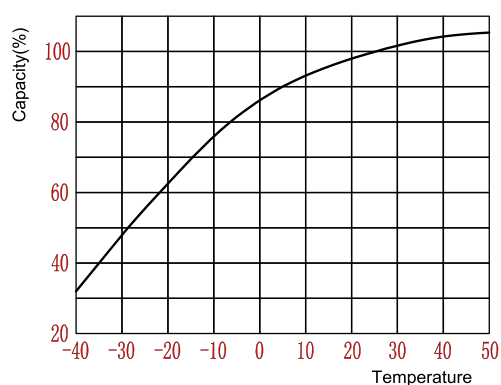
Discharging Characteristic



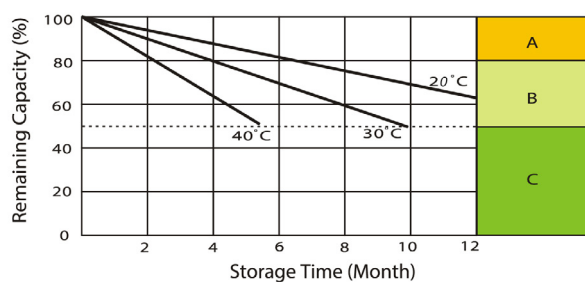
Charging Characteristics



Temperature Effects on Capacity



Cycle Service Life in Relation to Depth of Discharge



- A** With switch regulator (two-step controller) charge on curve max. charge voltage for max. 2 hrs/day then switch over to continuous charge.
- B** Standard charge without switching.
- C** Boost charge (Equalizing charge with external generator) charge on curve continuous charge for max. 5 hrs/month, then switch over to curve Standard charge.

IMPORTANT NOTE: The specifications presented herein are subject to revision without notice.

2018/01/1

