

stored energy solutions for a demanding world

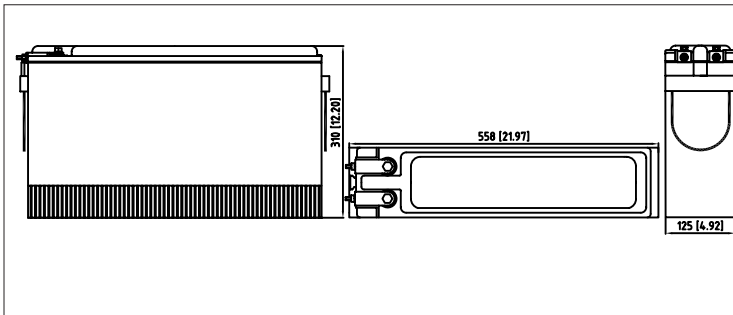


Model: **6-GFM-150F**

MP series

The products are used as standby power for communication, power, military and broadcast and television system. They possess precise ABS heat seal technology between container and lid and patented post seal structure. The design float life is 12 years at 25°C (77°F).

**Dimensions-mm [inch]**



**Specifications**

<b>Battery Model</b>	6-GFM-150F
<b>Nominal Voltage</b>	12V
<b>Rated Capacity</b>	150Ah (10hour rate) to 1.80V/cell @25°C(77°F)
<b>Typical Weight</b>	51kg
<b>Internal Resistance</b>	Approx 4.46mΩ
<b>Operating Temperature Range</b>	Operation (maximum): -40°C to 50°C(-40°F to 122°F)
	Operation (recommended): 15°C to 25°C(59°F to 77°F)
	Storage: -20°C to 40°C(-4°F to 104°F)
<b>Float Voltage</b>	2.25V/cell@25°C(77°F)
<b>Recommended Maximum Charging Current Limit</b>	37.5A
<b>Equalize and Cycle Service</b>	2.35V~2.40V/cell@25°C(77°F)
<b>Self Discharge</b>	The residual capacity is above 90% after 90 days storage(25°C/77°F)
<b>Terminal</b>	M6 Female
<b>Terminal Hardware Torque</b>	8 ± 1.0Nm
<b>Container Material</b>	ABS (V0 optional)

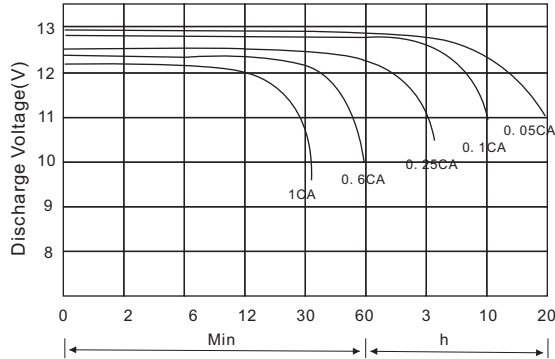
**Constant Current Discharge Characteristics Units: Amperes (25°C, 77°F)**

End voltage per cell	5min	15min	30min	45min	1h	2h	3h	4h	5h	6h	8h	10h	12h	20h	24h
1.60V	567	305	185	134	108	62.1	45.0	35.3	29.8	25.6	19.7	16.2	13.6	8.54	7.13
1.67V	533	294	182	133	108	61.7	44.2	35.1	29.7	25.4	19.5	15.9	13.6	8.47	7.07
1.70V	528	289	179	132	107	61.2	44.0	34.9	29.2	25.2	19.4	15.9	13.5	8.45	7.07
1.75V	485	280	177	131	105	59.7	43.4	34.5	29.0	25.0	19.2	15.9	13.5	8.42	7.06
1.80V	435	261	170	126	102	59.2	43.2	34.4	28.4	24.5	19.1	15.7	13.4	8.34	7.05
1.83V	414	239	167	121	98	58.4	41.7	32.9	27.5	23.7	18.6	15.1	12.7	8.32	6.93
1.85V	388	232	155	117	95	56.3	40.6	32.4	26.8	23.1	18.1	15.0	12.6	8.16	6.88

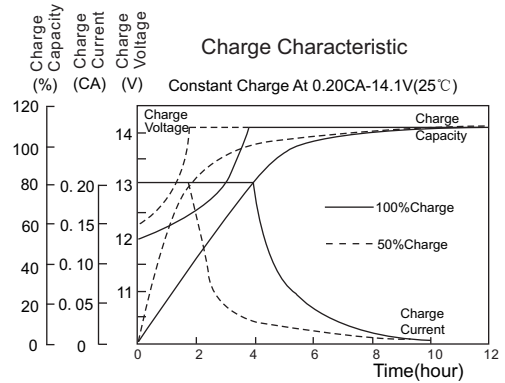
**Discharge Data with Constant Power Units: Watts per cell (25°C, 77°F)**

End voltage per cell	5min	15min	30min	45min	1h	2h	3h	4h	5h	6h	8h	10h	12h	20h	24h
1.60V	948	536	334	251	203	117	85.6	67.8	57.2	49.3	38.2	31.3	26.4	16.9	14.2
1.67V	913	526	331	250	202	117	84.4	67.7	57.2	49.0	37.9	31.1	26.4	16.8	14.2
1.70V	907	520	331	249	202	116	84.4	67.4	56.4	48.6	37.7	30.9	26.1	16.8	14.1
1.75V	858	516	330	249	199	116	83.6	67.4	56.3	48.5	37.3	30.8	26.1	16.8	14.1
1.80V	787	488	322	243	198	115	83.3	67.2	55.4	48.0	37.3	30.7	26.1	16.8	14.1
1.83V	763	447	318	236	190	114	81.4	64.7	54.2	46.6	36.9	29.9	25.3	16.7	14.0
1.85V	723	436	296	226	184	110	79.2	63.9	52.8	45.7	35.8	29.7	25.0	16.4	13.9

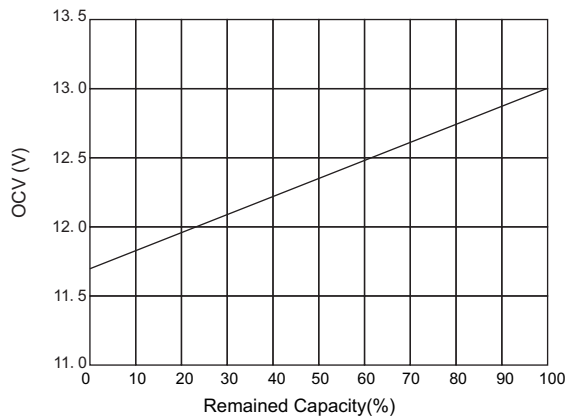
Terminal Voltage(V) Vs. Discharge Time (25°C, 77°F)



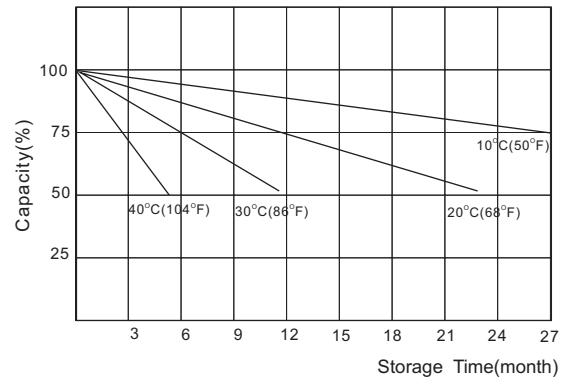
Battery Voltage Vs. Charge Time



Relationship of OCV Vs. State of Charge



Capacity Retention Characteristic



**Charging Procedures**

Application	Charge Voltage (V/Cell)			Max. Charge Current
	Temperature	Set Point	Allowable Range	
Cycle	25°C	2.40	2.35~2.45	0.25C
Standby	25°C	2.25	2.23~2.27	

**Discharge Current VS. Discharge Voltage**

Final Discharge Voltage V/Cell	1.80	1.70	1.55	1.30
Discharge Current (A)	0.2C ≥ (A)	0.2C < (A) < 0.5C	0.5C < (A) < 1.0C	(A) > 1.0C

**NARADA POWER SOURCE CO.,LTD.**

9F, Building A, No. 50 Zijinghua Road, Hangzhou, China  
 Tel:+86-571-28827013 Fax:+86-571-28828290  
 Website:www.naradabattery.com E-mail:intl@narada.biz

**NARADA ASIA PACIFIC PTE.LTD.**

65 Ubi Crescent #07-05 HOLA centre, Singapore  
 Tel: +65-6848 1191 Fax: +65-6749 3498  
 E-mail: sales@narada.com.sg

**NARADA EUROPE (UK) LIMITED**

Spectrum House, Dunstable Road, Redbourn,  
 St. Albans, Herts AL3 7PR  
 Tel: +44 (0)845 371 7095 Fax:+44 (0)845 612 2031  
 E-mail: sales@naradaeurope.com

