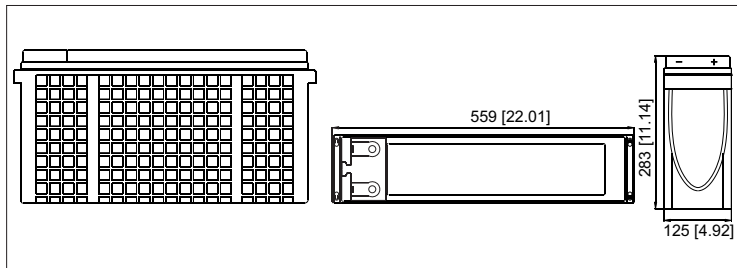


**Model: 6-GFM-155F**

**MP SERIES**

The MP range valve regulated lead acid batteries are used as standby power for communication, power, military and broadcast and television system. They possess precise ABS heat seal technology between container and lid and patented post seal structure. The design float life is 12 years at 25°C (77°F).

**Dimensions-mm[inch]**



**Specifications**

<b>Battery Model</b>	6-GFM-155F
<b>Nominal Voltage</b>	12V
<b>Rated Capacity</b>	155Ah (10hour rate) to 1.80V/cell @25°C(77°F)
<b>Typical Weight</b>	53kg
<b>Internal Resistance</b>	Approx 3.0mΩ
<b>Operating Temperature Range</b>	Operation (maximum): -40°C to 55°C(-40°F to 131°F)
	Operation (recommended): 15°C to 25°C(59°F to 77°F)
	Storage: -20°C to 40°C(-4°F to 104°F)
<b>Float Voltage</b>	2.25V/cell@25°C(77°F)
<b>Recommended Maximum Charging Current Limit</b>	38.75A
<b>Equalize and Cycle Service</b>	2.35V~2.40V/cell@25°C(77°F)
<b>Self Discharge</b>	The residual capacity is above 90% after 90 days storage(25°C/77°F)
<b>Terminal</b>	M6 Female
<b>Terminal Hardware Torque</b>	10 ± 1.0Nm
<b>Container Material</b>	ABS (V0 optional)

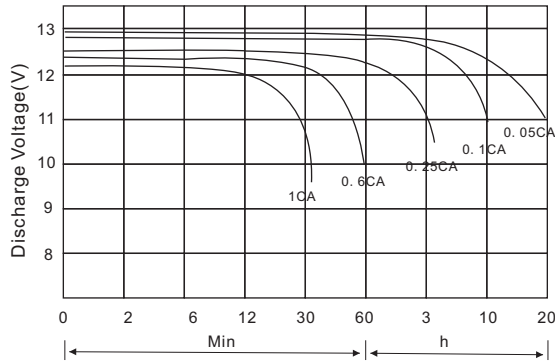
**Constant Current Discharge Characteristics Units: Amperes (25°C, 77°F)**

End voltage per cell	5min	15min	30min	45min	1h	2h	3h	4h	5h	6h	8h	10h	12h	20h	24h
1.60V	504	271	164	119	96.1	55.1	43.2	33.1	28.9	25.0	19.4	16.0	13.6	8.43	7.04
1.67V	473	261	161	118	95.6	54.8	42.4	32.9	28.7	24.9	19.2	15.7	13.4	8.36	6.98
1.70V	469	257	159	117	94.9	54.4	42.2	32.8	29.3	24.9	19.2	15.8	13.3	8.34	6.98
1.75V	431	249	158	116	93.5	53.0	41.7	32.4	28.8	24.7	19.0	15.7	13.3	8.32	6.97
1.80V	386	232	151	112	91.1	52.6	41.4	32.3	28.1	24.2	18.9	15.5	13.2	8.24	6.96
1.83V	368	212	148	108	87.1	51.9	40.1	30.8	27.2	23.3	18.4	14.9	12.7	8.22	6.85
1.85V	345	206	137	104	84.4	50.0	39.0	30.4	26.5	22.8	17.8	14.8	12.6	8.06	6.79

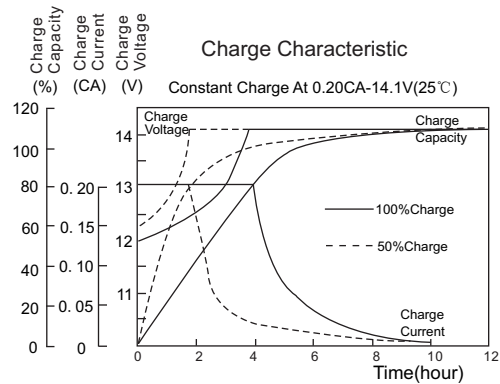
**Discharge Data with Constant Power Units: Watts per cell (25°C, 77°F)**

End voltage per cell	5min	15min	30min	45min	1h	2h	3h	4h	5h	6h	8h	10h	12h	20h	24h
1.60V	842	476	297	223	181	104	82.1	63.6	57.1	48.0	37.7	30.9	26.3	16.7	14.0
1.67V	811	467	294	222	180	104	81.0	63.5	56.8	48.0	37.3	30.7	26.1	16.6	14.0
1.70V	806	462	294	221	179	103	81.0	63.2	56.2	48.0	37.2	30.5	25.8	16.6	14.0
1.75V	752	458	293	221	177	103	80.2	63.2	55.9	47.8	36.8	30.4	25.8	16.6	14.0
1.80V	703	433	286	216	176	103	79.9	63.0	54.7	47.4	36.8	30.3	25.7	16.6	13.9
1.83V	678	397	283	209	169	101	78.1	60.7	53.5	46.0	36.4	29.5	25.2	16.5	13.8
1.85V	642	388	263	201	164	98.0	76.0	59.9	52.2	45.1	35.3	29.3	25.0	16.2	13.7

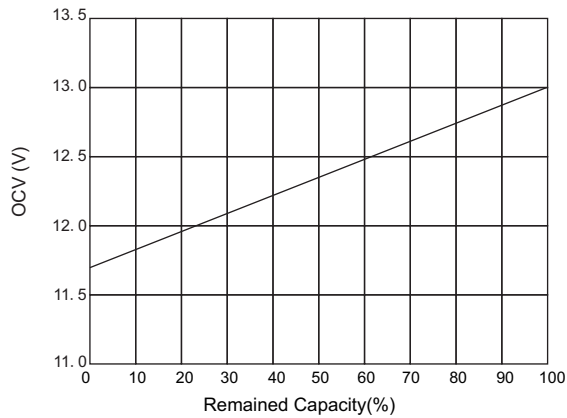
Terminal Voltage(V) Vs. Discharge Time (25°C, 77°F)



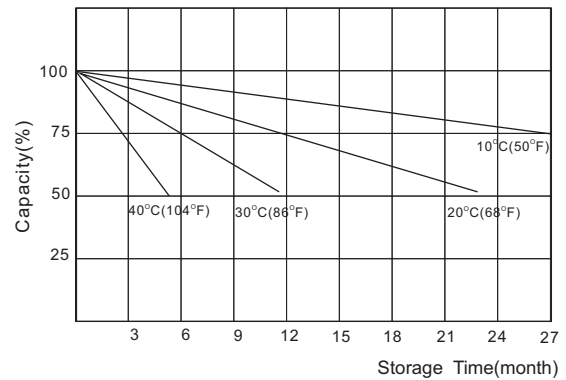
Battery Voltage Vs. Charge Time



Relationship of OCV Vs. State of Charge



Capacity Retention Characteristic



Charging Procedures

Application	Charge Voltage (V/Cell)			Max. Charge Current
	Temperature	Set Point	Allowable Range	
Cycle	25°C	2.40	2.35~2.45	0.25C
Standby	25°C	2.25	2.23~2.27	

Discharge Current VS. Discharge Voltage

Final Discharge Voltage V/Cell	1.80	1.70	1.55	1.30
Discharge Current (A)	0.2C ≥ (A)	0.2C < (A) < 0.5C	0.5C < (A) < 1.0C	(A) > 1.0C

**NARADA POWER SOURCE CO.,LTD.**  
 9F, Building A, No. 50 Zijinghua Road, Hangzhou, China  
 Tel:+86-571-28827013 Fax:+86-571-28828290  
 Website:www.naradabattery.com E-mail:intl@narada.biz

**NARADA ASIA PACIFIC PTE.LTD.**  
 65 Ubi Crescent #07-05 HOLA centre, Singapore  
 Tel: +65-6848 1191 Fax: +65-6749 3498  
 E-mail: sales@narada.com.sg

**NARADA EUROPE (UK) LIMITED**  
 Spectrum House, Dunstable Road, Redbourn,  
 St. Albans, Herts AL3 7PR  
 Tel: +44 (0)845 371 7095 Fax:+44 (0)845 612 2031  
 E-mail: sales@naradaeurope.com

