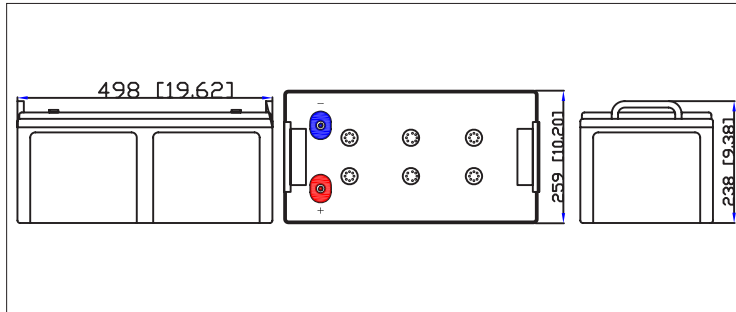


**Model: 6-GFM-200M**

**MP SERIES**

The products are used as standby power for communication, power, military and broadcast and television system. They possess precise ABS glue seal technology between container and lid and patented post seal structure. The design float life is 12 years at 25°C (77°F).

**Dimensions-mm [inch]**



**Specifications**

Battery Model	6-GFM-200M
Nominal Voltage	12V
Rated Capacity	200Ah (10hour rate) to 1.80V/cell @25°C(77°F)
Typical Weight	67.0kg
Internal Resistance	Approx. 3.0mΩ
Operating Temperature Range	Operation (maximum): -40°C to 50°C(-40°F to 122°F)
	Operation (recommended): 15°C to 25°C(59°F to 77°F)
	Storage: -20°C to 40°C(-4°F to 104°F)
Float Voltage	2.25V/cell@25°C(77°F)
Recommended Maximum Charging Current Limit	50A
Equalize and Cycle Service	2.35V~2.40V/cell@25°C(77°F)
Self Discharge	The residual capacity is above 90% after 90 days storage(25°C/77°F)
Terminal	M8 Female
Terminal Hardware Torque	10 ± 1.0Nm
Container Material	ABS (V0 optional)

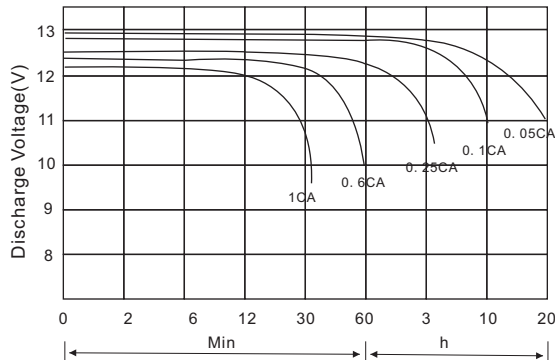
**Constant Current Discharge Characteristics Units: Amperes (25°C, 77°F)**

End voltage per cell	5min	15min	30min	45min	1h	2h	3h	4h	5h	6h	8h	10h	12h	20h	24h
1.60V	657	291	207	168	143	80.8	55.7	42.8	38.4	32.2	25.1	20.6	17.5	10.9	9.05
1.65V	618	280	203	167	142	80.4	54.7	42.5	38.0	32.1	24.8	20.3	17.3	10.8	9.01
1.70V	565	279	203	166	140	80.0	54.4	42.3	37.6	32.0	24.6	20.2	17.2	10.8	9.00
1.75V	482	278	201	163	137	79.4	53.8	41.8	37.2	31.8	24.5	20.2	17.1	10.7	8.99
1.80V	413	277	200	158	132	78.5	53.4	41.7	36.2	31.2	24.4	20.0	17.0	10.6	8.98
1.83V	394	254	196	153	126	77.5	51.7	39.8	35.0	30.1	23.8	19.3	16.3	10.6	8.83
1.85V	369	246	181	147	123	74.6	50.3	39.2	34.2	29.5	23.0	19.1	16.2	10.4	8.76

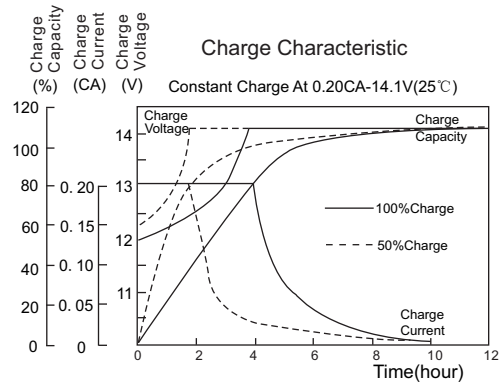
**Discharge Data with Constant Power Units: Watts per cell (25°C, 77°F)**

End voltage per cell	5min	15min	30min	45min	1h	2h	3h	4h	5h	6h	8h	10h	12h	20h	24h
1.60V	992	578	413	332	279	166	106	82.0	73.6	62.0	48.6	39.9	33.9	21.5	18.0
1.65V	956	567	410	330	277	166	105	81.9	73.3	61.9	48.1	39.6	33.6	21.5	18.0
1.70V	912	562	408	329	276	165	105	81.6	72.6	61.8	48.0	39.4	33.4	21.4	18.0
1.75V	832	553	405	326	273	163	103	81.5	72.2	61.7	47.5	39.3	33.3	21.4	18.0
1.80V	747	535	395	317	266	160	103	81.3	70.5	61.1	47.5	39.1	33.2	21.4	18.0
1.83V	720	490	391	308	255	159	101	78.3	69.0	59.4	47.0	38.1	32.5	21.3	17.8
1.85V	682	479	363	296	247	153	98.0	77.3	67.3	58.2	45.6	37.8	32.3	20.9	17.7

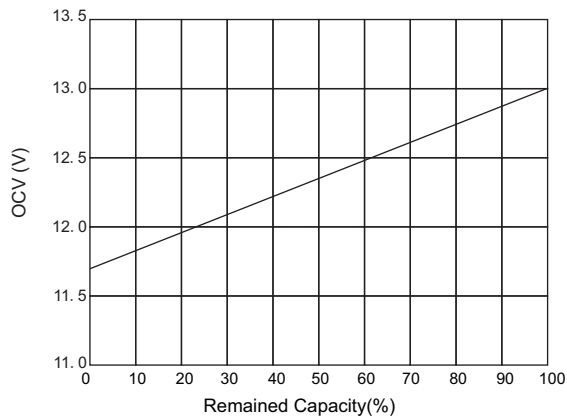
Terminal Voltage(V) Vs. Discharge Time (25°C, 77°F)



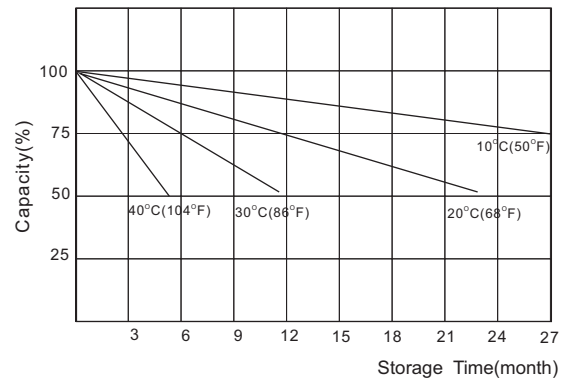
Battery Voltage Vs. Charge Time



Relationship of OCV Vs. State of Charge



Capacity Retention Characteristic



Charging Procedures

Application	Charge Voltage (V/Cell)			Max. Charge Current
	Temperature	Set Point	Allowable Range	
Cycle	25°C	2.40	2.35~2.45	0.25C
Standby	25°C	2.25	2.23~2.27	

Discharge Current VS. Discharge Voltage

Final Discharge Voltage V/Cell	1.80	1.70	1.55	1.30
Discharge Current (A)	0.2C ≥ (A)	0.2C < (A) < 0.5C	0.5C < (A) < 1.0C	(A) > 1.0C

**NARADA POWER SOURCE CO.,LTD.**  
 Building A, No.822 Wen'er West Road, Hangzhou, China  
 Tel:+86-571-56975980 Fax:+86-571-56975955  
 Website:www.naradabattery.com E-mail:intl@narada.biz

**NARADA ASIA PACIFIC PTE. LTD.**  
 Block 9 Khaki Bukit Road 1 #02-10 Eunos Technolink,  
 Singapore 415938  
 Tel: +65-6848 1191 Fax: +65-6749 3498  
 Website: www.narada-ap.com Email: sales@narada-ap.com

**NARADA EUROPE (UK) LIMITED**  
 Spectrum House, Dunstable Road, Redbourn,  
 St. Albans, Herts AL3 7PR  
 Tel: +44 (0)845 371 7095 Fax:+44 (0)845 612 2031  
 E-mail: sales@naradaeurope.com

