


The KB Standard series consists in VRLA batteries - AGM technology (Absorbent Glass Mat), with a design life of 3-5 years and it is designed for general applications such as UPS, telecommunications and electrical applications.



Specifications

Rated Voltage	12V	
Nominal Capacity (25°C)	C ₂₀ , 1.75V/cell	6.5Ah
Dimension	Length	151mm (5.94inches)
	Width	51mm (2.01inches)
	Container Height	93mm (3.66inches)
	Total Height	99mm (3.90inches)
Approx Weight	1.82kg (4.01lbs)	
Terminal	T1/T2	
Container Material	ABS (UL94 HB or V-0 optional)	
Short-circuit current	182A	
Internal Resistance (25°C)	Approx 25 mΩ (Fully charged)	
Operating Temp. Range	Discharge : -15 ~ 50°C (5 ~ 122°F)	
	Charge : -20 ~ 40°C (-4 ~ 104°F)	
	Storage : -15 ~ 40°C (5 ~ 104°F)	
Nominal Operating Temp. Range	25± 3°C (77± 5°F)	
Max. Charging Current (25°C)	0.3C	
Charge voltage (25 °c)	Standby Use	Cycle Use
	2.25-2.30V/cell	2.35-2.45V/cell
Temp. Coefficient	-3mV/cell/°c	
	-5 mV/cell/°c	
Effect of temp. to Capacity	40°C (104°F)	103%
	25°C (77°F)	100%
	0°C (32°F)	86%
Self Discharge	≤3% per month at 25°C (77°F).	
	KB series batteries may be stored up to 6 months at 25°C (77°F) and then a freshening charge is required. For higher temperatures the time interval will be shorter.	

Applications

- Uninterruptable Power Supply (UPS)
- Electric Power System (EPS)
- Emergency backup power supply
- Alarm and security system
- Communication power supply
- DC power supply
- Auto control system

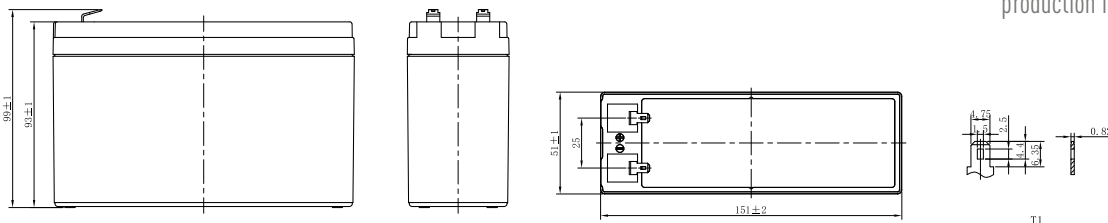
General Features

- 5 years design life (25°C)
- Lead calcium alloy, sealed design, no watering required
- Puncture resistant micro-porous glass mat separators extend life
- Unique technology optimizes power capacity, cell consistency, and long-term reliability
- Designed for a wide range of applications

Standards

- Compliance with IEC 60896 standards, EU Battery Directive
- UL, CE Approved
- Manufactured in Kaise® IATF 16949, ISO 45001, ISO 9001 and ISO 14001 certified production facilities

Layout



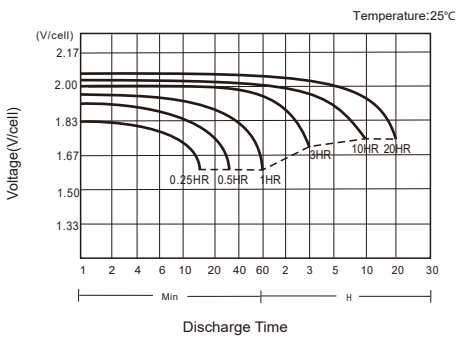
Constant Current Discharge (Amperes) at 25°C (77°C)

F.V/Time	5min	10min	15min	20min	30min	45min	1h	1.5h	2h	3h	4h	5h	6h	8h	10h	20h
1.85V/cell	19.4	13.3	10.4	8.50	6.26	4.59	3.77	2.77	2.18	1.58	1.26	1.08	0.927	0.732	0.601	0.318
1.80V/cell	20.9	14.1	10.9	8.84	6.45	4.71	3.86	2.83	2.22	1.61	1.28	1.09	0.941	0.743	0.609	0.321
1.75V/cell	22.0	14.7	11.2	9.09	6.62	4.81	3.94	2.88	2.26	1.63	1.30	1.11	0.952	0.751	0.615	0.325
1.70V/cell	23.1	15.3	11.6	9.35	6.79	4.92	4.01	2.93	2.30	1.66	1.32	1.12	0.964	0.759	0.621	0.328
1.67V/cell	23.9	15.7	11.9	9.54	6.91	5.00	4.08	2.97	2.32	1.67	1.33	1.13	0.972	0.765	0.625	0.330
1.60V/cell	25.3	16.4	12.3	9.83	7.09	5.13	4.17	3.03	2.37	1.70	1.35	1.15	0.986	0.776	0.633	0.334

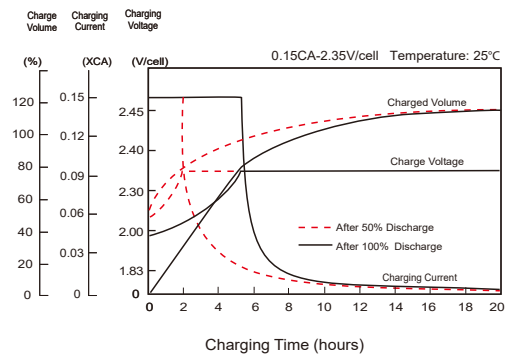
Constant Power Discharge (Watts/cell) at 25°C (77°F)

F.V/Time	5min	10min	15min	20min	30min	45min	1h	1.5h	2h	3h	4h	5h	6h	8h	10h	20h
1.85V/cell	36.8	25.4	19.9	16.4	12.1	8.90	7.33	5.41	4.28	3.11	2.49	2.13	1.83	1.45	1.19	0.636
1.80V/cell	39.2	26.7	20.7	16.9	12.4	9.11	7.49	5.51	4.34	3.15	2.52	2.16	1.86	1.47	1.21	0.643
1.75V/cell	40.8	27.6	21.3	17.3	12.7	9.27	7.61	5.59	4.41	3.19	2.55	2.18	1.88	1.49	1.22	0.650
1.70V/cell	42.3	28.5	21.8	17.7	12.9	9.44	7.73	5.67	4.47	3.24	2.58	2.21	1.90	1.50	1.23	0.655
1.67V/cell	43.4	29.1	22.3	18.0	13.1	9.57	7.83	5.73	4.51	3.26	2.60	2.23	1.91	1.51	1.24	0.660
1.60V/cell	45.2	30.0	22.9	18.5	13.4	9.75	7.97	5.83	4.58	3.31	2.64	2.26	1.94	1.53	1.25	0.668

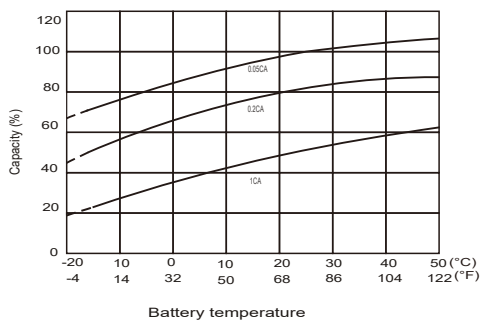
Discharge Characteristics



Charging Characteristics



Effects of Temperature on Capacity



Self Discharge Characteristics

